



**THUNCHAN MEMORIAL GOVT.
COLLEGE, TIRUR, VAKKAD(PO),
MALAPPURAM.**



**STUDENT FEEDBACK ON THE
SYLLABUS AND ITS TRANSACTIONS
AT THE INSTITUTION**

2022-2023

About the survey

The college conducted Student Feedback on the Syllabus and its Transactions at the Institution during the academic year 2022-2023 through online mode. The questionnaire was prepared and circulated as a google form among the students of the college. 530 students participated in the survey and the results were analyzed and summarised as follows.

Questionnaire

- Q1. Easiness of Curriculum and syllabus to understand.
- Q2. Logical design and depth of courses in the syllabus.
- Q3. Availability of hard or soft copies of prescribed textbooks and reference books in the library/market.
- Q4. Applicability and relevance of contents of the courses to real-life situations.
- Q5. The syllabus provides advanced knowledge of the subject.
- Q6. Completion of syllabus within the prescribed time.
- Q7. The syllabus provides sufficient and necessary knowledge with respect to future career opportunities.
- Q8. Satisfaction on the current system of continuous evaluation.
- Q9. Transparency of the mechanism of continuous evaluation.
- Q10. Satisfaction with the current system of end semester examination.
- Q11. Effectiveness of internal assessment

Analysis of Survey Report

Survey Report

Question No.	Question	Percentage of students marked the opinion			
		Excellent	Good	Average	Poor
1	Easiness of Curriculum and syllabus to understand	32.8%	54.9%	11.7%	0.6%
2	Logical design and depth of courses in the syllabus	25.3%	60.4%	13.8%	0.5%
3	Availability of hard or soft copies of prescribed textbooks and reference books in the library/market	39.8%	42.8%	14.2%	3.2%
4	Applicability and relevance of contents of the courses to the real-life situations	27.7%	52.5%	17.9%	1.9%
5	The syllabus provides advanced knowledge of the subject	39.8%	48.3%	11.3%	0.6%
6	Completion of syllabus within the prescribed time	31.9%	49.4%	16.2%	2.5%
7	The syllabus provides sufficient and necessary knowledge with respect to future career opportunities	38.5%	47.9%	12.5%	1.1%
8	Satisfaction on the current system of continuous evaluation	24.9%	53.4%	19.4%	2.3%
9	Transparency of the mechanism of continuous evaluation	25.1%	55.8%	17%	2.1%
10	Satisfaction with the current system of end semester examination	24.9%	53.2%	17.9%	4.0%
11	Effectiveness of internal assessment	40.4%	49.8%	9.2%	0.6%

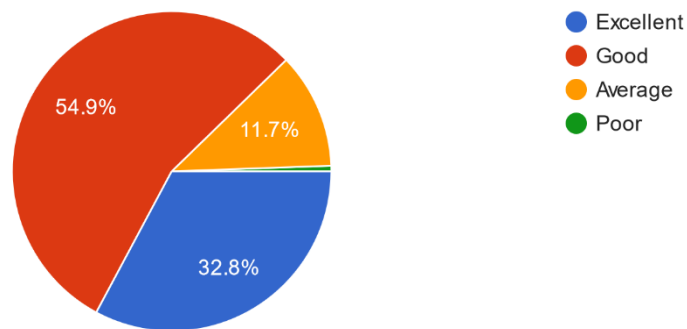
Survey Report

This report presents a comprehensive analysis of the feedback received from students on various aspects of the academic curriculum and evaluation mechanisms. The data is organized based on the responses to each question, providing a clear understanding of the strengths and areas for improvement.

1. Easiness of Curriculum and Syllabus to Understand:

Easiness of Curriculum and syllabus to understand

530 responses

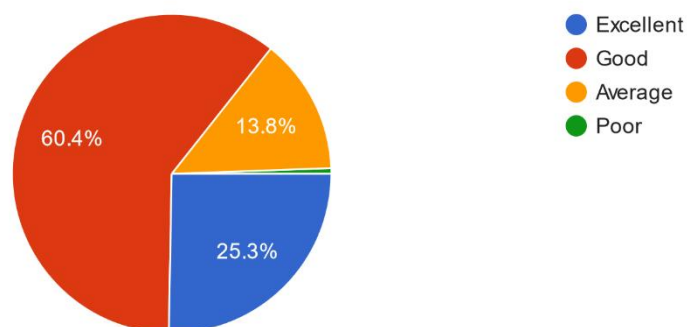


- **Analysis:** The majority of students (87.7%) find the curriculum and syllabus either good or excellent in terms of ease of understanding.
- **Recommendations:**
 - Capitalize on the positive aspects by maintaining clarity and simplicity in course materials.
 - Address the concerns of the small percentage that rated it as average, seeking specific feedback for improvement.

2. Logical Design and Depth of Courses in the Syllabus:

Logical design and depth of courses in the syllabus

530 responses



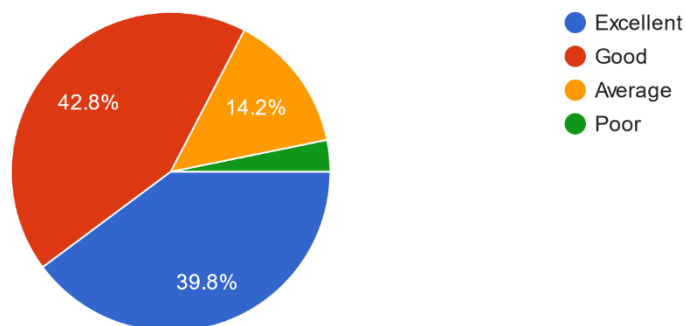
- **Analysis:** A significant proportion of students (85.7%) consider the logical design and depth of courses to be good or excellent.

- **Recommendations:**

- Continue emphasizing logical structuring of courses.
- Address any specific concerns raised by the minority who rated it as average.

3. Availability of Textbooks and Reference Materials:

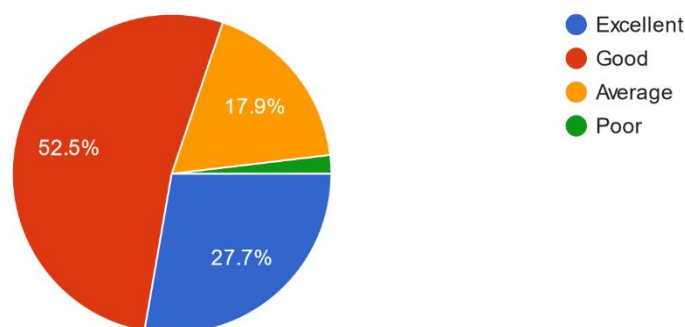
Availability hard or soft copies of prescribed textbooks and reference books in the library/market
530 responses



- **Analysis:** A balanced response, with 82.6% of students rating the availability of materials as good or excellent.
- **Recommendations:**
 - Identify and address specific challenges faced by the 17.4% who rated it as average or poor.
 - Explore avenues for improving access to materials, both in the library and the market.

4. Applicability and Relevance of Course Content:

Applicability and relevance of contents of the courses to the real life situations
530 responses

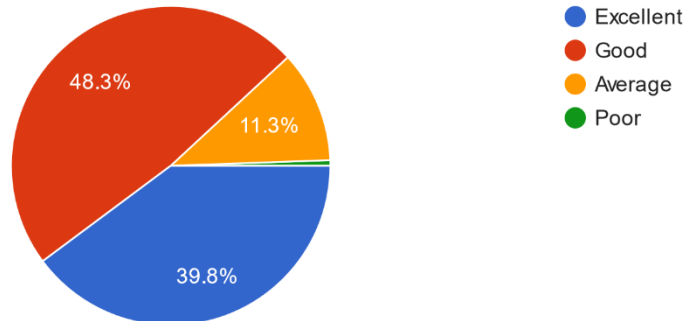


- **Analysis:** A mixed response, with 80.2% rating the content as good or excellent.
- **Recommendations:**
 - Investigate areas where real-life applications can be strengthened.
 - Address concerns raised by the 19.8% who rated it as average or poor.

5. Knowledge Advancement in the Syllabus:

The syllabus provides the advance knowledge of the subject

530 responses

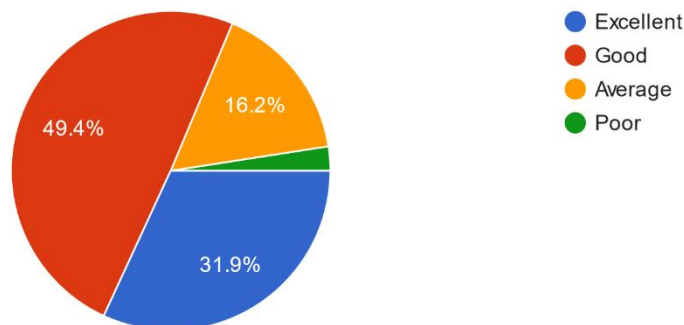


- **Analysis:** The majority of students (88.1%) believe the syllabus provides advanced knowledge.
- **Recommendations:**
 - Maintain the focus on advanced concepts.
 - Explore ways to further enhance advanced content delivery.

6. Completion of Syllabus within Prescribed Time:

Completion of syllabus within the prescribed time.

530 responses

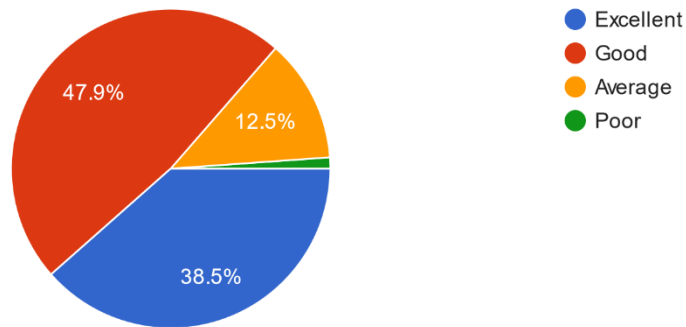


- **Analysis:** A positive response, with 81.3% of students satisfied with the timely completion of the syllabus.
- **Recommendations:**
 - Continue efforts to adhere to prescribed timelines.
 - Investigate concerns raised by the 18.7% who rated it as average or poor.

7. Syllabus and Career Opportunities:

The syllabus provides sufficient and necessary knowledge with respect to future career opportunities.

530 responses

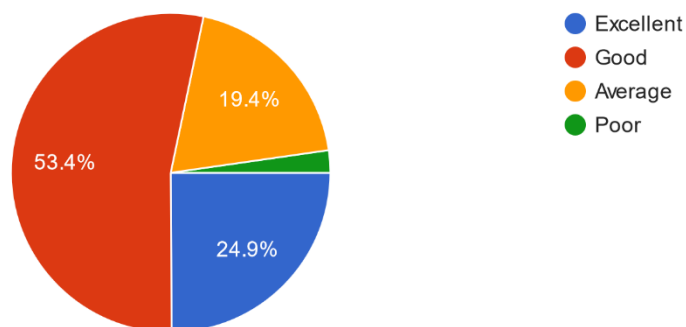


- **Analysis:** A substantial number of students (86.4%) believe the syllabus provides sufficient knowledge for future career opportunities.
- **Recommendations:**
 - Align curriculum development with emerging career trends.
 - Address concerns raised by the 13.6% who rated it as average or poor.

8. Satisfaction on Continuous Evaluation:

Satisfaction on the current system of continuous evaluation.

530 responses

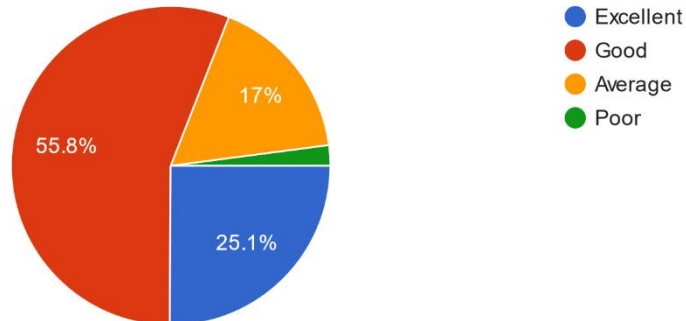


- **Analysis:** A majority of students (78.3%) are satisfied with the current system of continuous evaluation.
- **Recommendations:**
 - Continue refining the continuous evaluation process.
 - Address concerns raised by the 21.7% who rated it as average or poor.

9. Transparency in Continuous Evaluation Mechanism:

Transparency of the mechanism of continuous evaluation.

530 responses

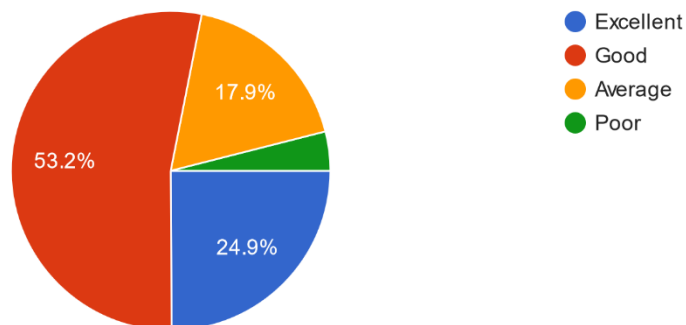


- **Analysis:** A positive response, with 80.9% of students finding the continuous evaluation mechanism transparent.
- **Recommendations:**
 - Maintain and communicate transparency in the evaluation process.
 - Address concerns raised by the 19.1% who rated it as average or poor.

10. Satisfaction with End Semester Examination:

Satisfaction on the current system of end semester examination.

530 responses

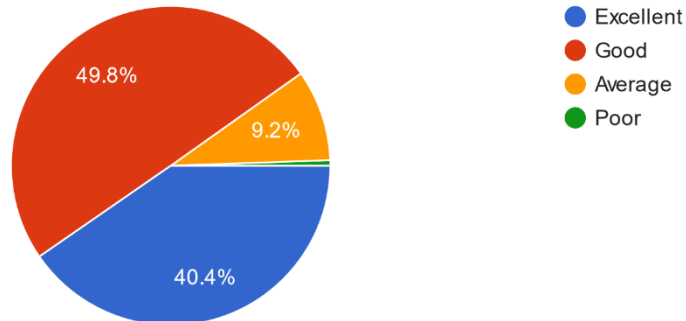


- **Analysis:** A balanced response, with 78.1% of students expressing satisfaction with the end semester examination system.
- **Recommendations:**
 - Continue efforts to improve the examination experience.
 - Address concerns raised by the 21.9% who rated it as average or poor.

11. Effectiveness of Internal Assessment:

Effectiveness of internal assessment

530 responses



- **Analysis:** The majority of students (90.2%) find the internal assessment process effective.
- **Recommendations:**
 - Acknowledge the positive response and maintain effective internal assessment practices.
 - Address any specific concerns raised by the 9.8% who rated it as average or poor.

Conclusion: This feedback analysis serves as a valuable tool for continuous improvement. While the majority of students express satisfaction, the report identifies specific areas for refinement to ensure a consistently high-quality learning experience. The following concerns were noted:

1. Satisfaction with End Semester Examination
2. Satisfaction on Continuous Evaluation



**THUNCHAN MEMORIAL GOVT.
COLLEGE, TIRUR, VAKKAD(PO),
MALAPPURAM.**



**TEACHER FEEDBACK ON THE
SYLLABUS AND ITS TRANSACTIONS
AT THE INSTITUTION**

2022-2023

About the survey

The college conducted Teacher Feedback on the Syllabus and its Transactions at the Institution during the academic year 2022-2023 through online mode. The questionnaire was prepared and circulated as a google form among the teachers of the college. 38 teachers participated in the survey and the results were analyzed and summarised as follows.

Questionnaire

Q1	The curriculum and syllabus are well organized and easy to follow.
Q2	Availability of prescribed textbooks and other resources that you need to cover the syllabus.
Q3	Learning objectives are clearly defined and are able to achieve by students.
Q4	The syllabus includes the current and future socio-economic needs.
Q5	The syllabus has good academic flexibility.
Q6	Depth of the syllabus is sufficient for the development of skills for higher study and work in the future.
Q7	Effectiveness of teaching.
Q8	Effectiveness of internal assessment.

Analysis of Survey Report

Survey Report

Percentage of teachers marked the opinion					
Question No.	Question	Excellent	Good	Average	Poor
1	The curriculum and syllabus are well organized and easy to follow	44.7%	52.6%	2.7%	0%
2	Availability of prescribed textbooks and other resources that you need to cover the syllabus.	50%	39.5%	10.5%	0%
3	Learning objectives are clearly defined and are able to achieve by students	44.7%	50%	5.3%	0%
4	The syllabus includes the current and the future socio-economic needs	34.2%	52.6%	13.2%	0%
5	The syllabus has good academic flexibility	34.2%	52.6%	13.2%	0%
6	Depth of the syllabus is sufficient for the development of skills for higher study and work in future	39.5%	52.6%	7.9%	0%
7	Effectiveness of internal assessment	47.4%	50%	2.6%	0%

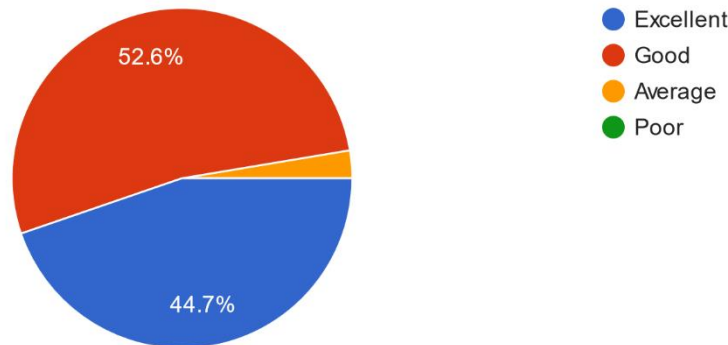
Survey Report and Analysis

This report presents an analysis of the feedback provided by teachers on various aspects of the curriculum, syllabus, and assessment methods. The data is categorized based on responses to each question, providing valuable insights into the strengths and areas for improvement in the educational system.

1. The curriculum and syllabus are well organized and easy to follow:

Curriculum and syllabus are well organized and easy to follow

38 responses

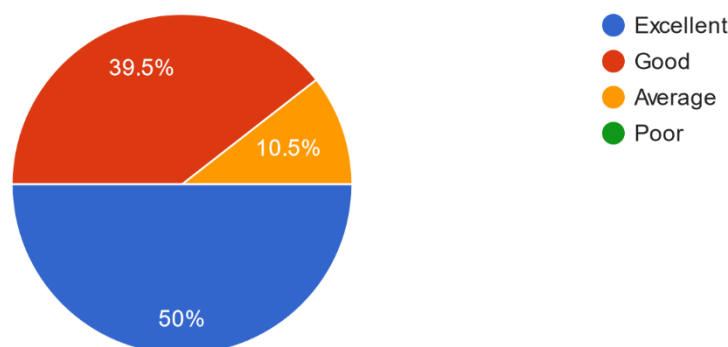


- **Analysis:** A significant majority of students (97.3%) find the curriculum and syllabus well organized and easy to follow.
- **Recommendations:**
 - Acknowledge the positive response and maintain the organization of the curriculum.
 - Explore opportunities to enhance clarity for the small percentage that found it average.

2. Availability of prescribed textbooks and other resources that you need to cover the syllabus:

Availability of prescribed textbooks and other resources that you need to cover the syllabus.

38 responses

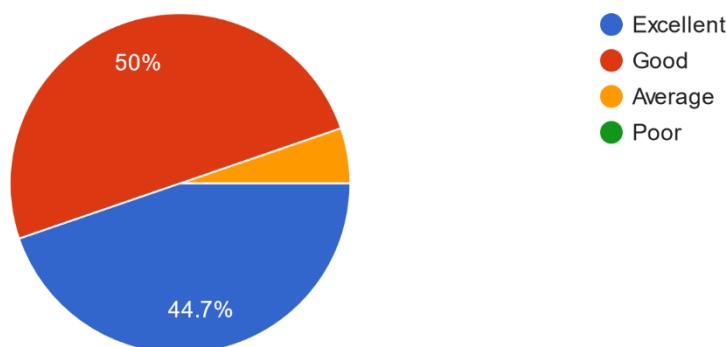


- **Analysis:** A majority of students (89.5%) are satisfied with the availability of prescribed textbooks and resources.
- **Recommendations:**
 - Maintain the current level of accessibility to required materials.
 - Investigate and address concerns raised by the 10.5% who found it average.

3. Learning objectives are clearly defined and are achievable by student

Programme Specific Outcomes and Course Outcomes are clearly defined and are able to achieve by students.

38 responses

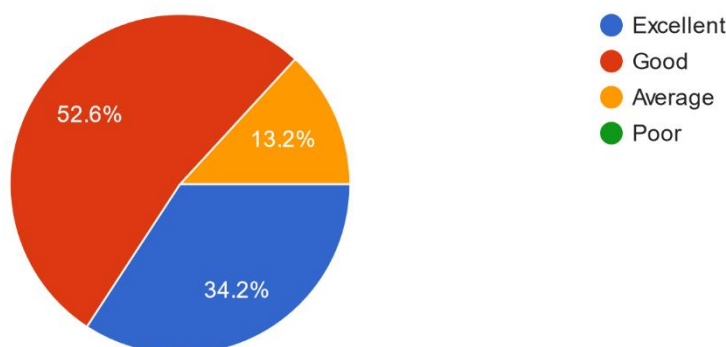


- **Analysis:** A significant majority (94.7%) agrees that learning objectives are clearly defined and achievable.
- **Recommendations:**
 - Continue the practice of setting clear and attainable learning objectives.
 - Consider further communication or guidance for the 5.3% who found it average.

4. The syllabus includes the current and future socio-economic needs:

Syllabus includes the current and the future socio-economic needs.

38 responses

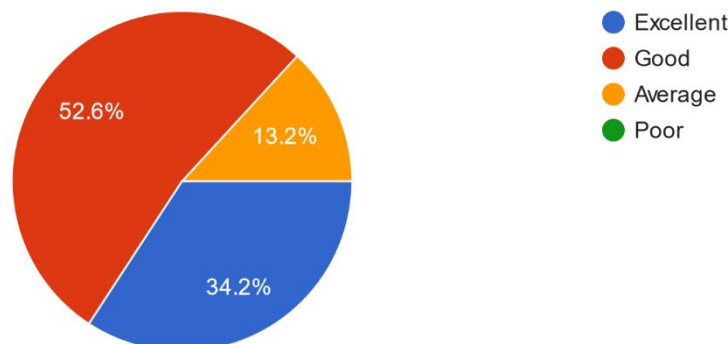


- **Analysis:** A majority of students (86.8%) believe the syllabus addresses current and future socio-economic needs.
- **Recommendations:**
 - Continue aligning the syllabus with socio-economic trends.
 - Address concerns raised by the 13.2% who found it average.

5. The syllabus has good academic flexibility:

Syllabus having good academic flexibility.

38 responses

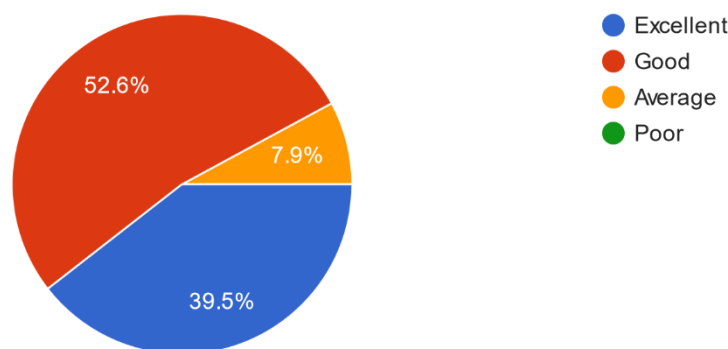


- **Analysis:** Most students (87.8%) perceive the syllabus as having good academic flexibility.
- **Recommendations:**
 - Acknowledge the positive response and maintain the flexibility in the curriculum.
 - Address concerns raised by the 13.2% who found it average.

6. Depth of the syllabus is sufficient for the development of skills for higher study and work in the future:

Depth of the syllabus is sufficient for the development of skills for higher study and work in future.

38 responses

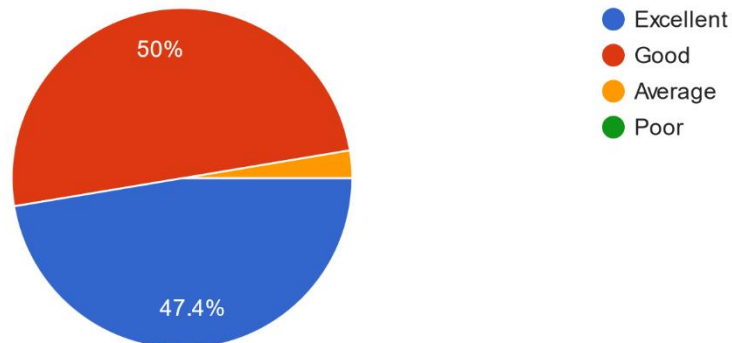


- **Analysis:** A majority of students (92.1%) believe the syllabus provides sufficient depth for skill development.
- **Recommendations:**
 - Acknowledge the positive response and maintain the depth of the syllabus.
 - Address concerns raised by the 7.9% who found it average.

7. Effectiveness of internal assessment:

Effectiveness of internal assessment

38 responses



- **Analysis:** A majority of students (97.4%) find the internal assessment process effective.
- **Recommendations:**
 - Acknowledge the positive response and maintain effective internal assessment practices.
 - Address concerns raised by the 2.6% who found it average.

Conclusion: The feedback analysis indicates a high level of satisfaction among students regarding the curriculum, syllabus, and evaluation mechanisms. Continuous efforts can be made to maintain and enhance the positive aspects, while addressing specific concerns raised by a minority of respondents.



**THUNCHAN MEMORIAL GOVT.
COLLEGE, TIRUR, VAKKAD(PO),
MALAPPURAM.**



**ALUMNI FEEDBACK ON THE
SYLLABUS AND ITS TRANSACTIONS
AT THE INSTITUTION
2022-2023**

About the survey

The college conducted Alumni feedback on the *Syllabus and its Transactions at the Institutions* for the academic year 2022-2023 through online mode. The questionnaire was prepared and circulated as a google form among the Alumni members of the college. 188 members participated in the survey and the results were analyzed and summarised as follows.

Questionnaire

- Q1. Support and contribution of the institution for your overall development.
- Q2. Effectiveness of syllabus in attaining communication skills and social responsibility.
- Q3. Effectiveness of syllabus to meet your present professional standards.
- Q4. Effectiveness of syllabus to apply your knowledge in real-life situations.
- Q5. Relevance of current syllabus for employability.
- Q6. Effectiveness of learning in the institution.
- Q7. Effectiveness of internal assessment.

Analysis of Survey Report

Survey Report

Percentage of students marked the opinion					
Question No.	Question	Excellent	Good	Average	Poor
1	Support and contribution of the institution for your overall development	57.4%	39.4%	3.2%	0%
2	Effectiveness of syllabus in attaining communication skills and social responsibility	35.6%	54.3%	8.5%	1.6%
3	Effectiveness of syllabus to meet your present professional standards	39.9%	51.1%	8%	1.1%
4	Effectiveness of syllabus to apply your knowledge in real-life situations	34.6%	53.2%	10.6%	1.6%
5	Relevance of current syllabus for employability	36.2%	52.7%	9.6%	1.6%
6	Effectiveness of online mode of learning in the institution	35.1%	50.5%	11.2%	3.2%
7	Effectiveness of internal assessment	47.3%	41.5%	10.1%	1.1%

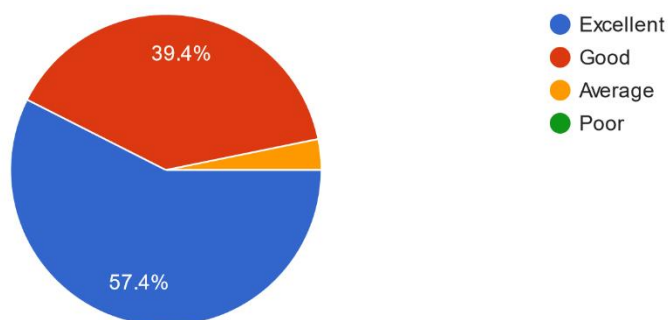
Survey Report

The following report outlines the feedback analysis gathered from students regarding various aspects of their educational experience at T M Govt College, Tirur.

1. Support and contribution of the institution for your overall development:

Support and contribution of the institution for your overall development

188 responses

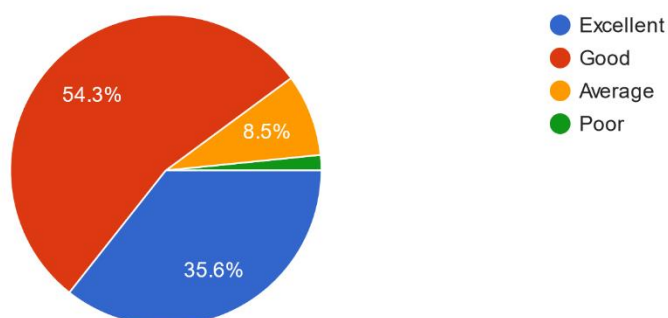


The majority of students (96.8%) perceive the institution's support and contribution to their overall development positively, with a significant percentage rating it as excellent.

2. Effectiveness of syllabus in attaining communication skills and social responsibility:

Effectiveness of syllabus in attaining communication skills and social responsibility

188 responses

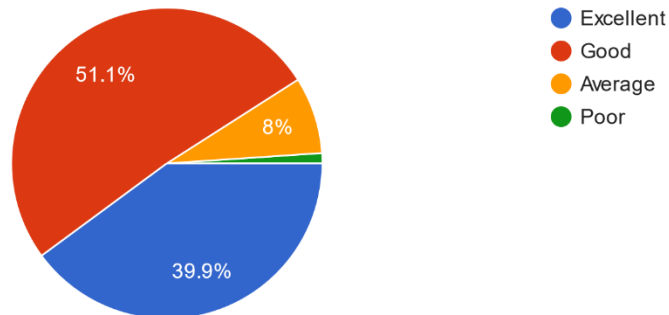


More than 89% of students find the syllabus effective in attaining communication skills and fostering social responsibility. The majority rate it as good, indicating a positive perception of this aspect.

3. Effectiveness of syllabus to meet your present professional standards:

Effectiveness of syllabus to meet your present professional standards

188 responses

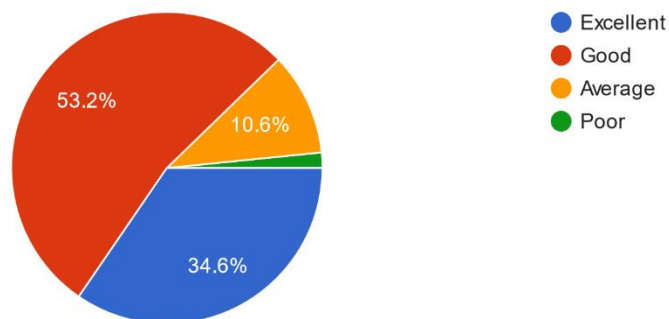


The majority (91%) of respondents believe that the syllabus is effective in meeting their present professional standards. A combined 91% rate it as excellent or good.

4. Effectiveness of syllabus to apply your knowledge in real-life situations:

Effectiveness of syllabus to apply your knowledge in real life situations

188 responses

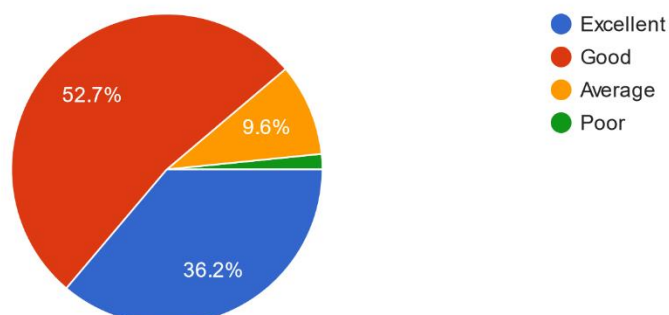


About 87.8% of students feel that the syllabus is effective in applying knowledge to real-life situations. The majority rates it as good, showcasing a positive response in this dimension.

5. Relevance of current syllabus for employability:

Relevance of current syllabus for employability

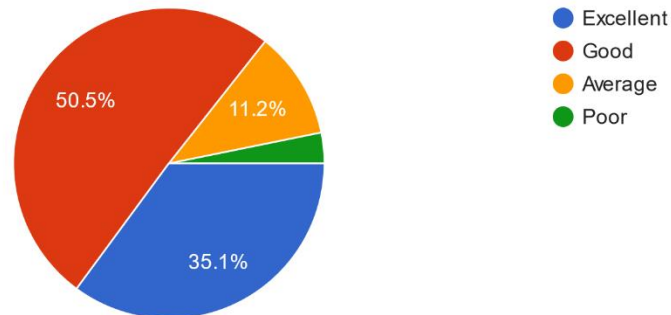
188 responses



A total of 89% of respondents find the current syllabus relevant for employability. The majority rates it as good, indicating a positive correlation between the curriculum and employability.

6. Effectiveness of online mode of learning in the institution:

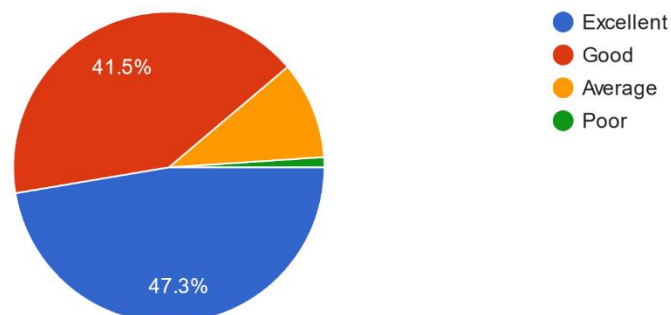
Effectiveness of online mode of learning in the institution
188 responses



The majority (85.6%) of students find the online mode of learning effective, with a higher percentage rating it as excellent or good, suggesting a positive reception of the institution's online learning platform.

7. Effectiveness of internal assessment:

Effectiveness of internal assessment
188 responses



Internal assessment is positively perceived by 88.8% of respondents, with nearly half rating it as excellent. This suggests that students generally appreciate the effectiveness of the internal assessment system.

Conclusion:

Overall, the feedback indicates a positive student perception across various aspects of the institution, including support, curriculum effectiveness, and assessment methods. However, it is essential to continuously monitor and address any concerns raised by the 3.2% to 11.2% of respondents who expressed average or poor opinions in certain areas.